

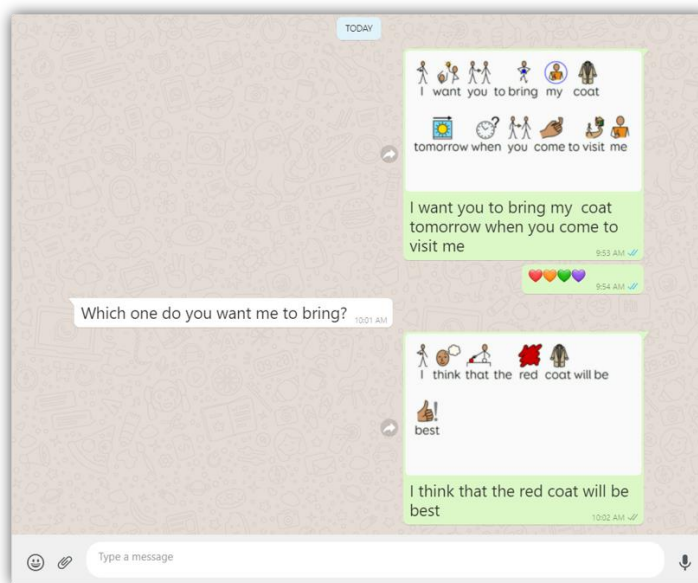


Digital life made easy

## Join-In for Grid 3

### Message with Symbols

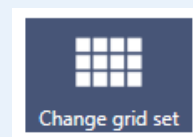
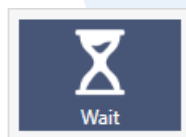
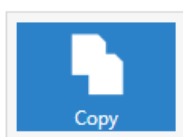




## Share Symbol Messages, with Join-In

Join-In for Grid 3 allows you to compose symbol messages on your preferred grid set and to share them via WhatsApp, Facebook Messenger, Android SMS, and Facebook. To use this feature, follow the steps below:

- Install Join-In, or update to the latest version, using [this link](https://apps.d-bur.com/home/join-in-for-grid-3-users/) (or copy and paste to your browser- <https://apps.d-bur.com/home/join-in-for-grid-3-users/>). During installation you will be asked to select the language, your access method and your preferred grid layout (select the Lite version if you prefer larger cells).
- Open “Online Grids” and search for “Join-In”. Add the grid set “Join-In Share Symbol Message”.
- Open the user’s symbol grid set. In the Home Page add a cell with the following commands in the indicated order: (1) **Copy**, (2) **Wait** (keep the default time of 0.1 second), (3) **Change grid set** -in this command select the grid set - “Join-In Share Symbol Message”.



To send messages with symbols your grid set must have a “Chat writing area”

- Add a meaningful title and symbol to the cell you have just edited (e.g., “Share” or “WhatsApp” ...).
- Open the grid set “Join-In Share Symbol Message”. Select the same access method you chose when installing Join-In. Select your Join-In Full or Lite version.
- You are now ready to send messages and publish posts with symbols. For quick access, you can link the Join-In grid set to the user’s symbols grid set.